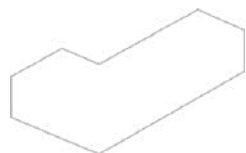


EXCLUSIVE SALES



VILLA NAME: **GAMMAVILLA**



L- shaped plan

ID VILLA:
GV21L0016-25001

LOCATION:
VCampione d'Italia, via Totone





Contact



PROPOSAL COORDINATOR

Name:
Fiorella Iammella

Phone:
+39 334 3559734

Email:
f.iammella@gammavilla.com



DESIGN MANAGER

Name:
Arch. Fabiana Ruscigno

Phone:
+39 333 8077083

Email:
f.ruscigno@gammavilla.com



CREATIVE DIRECTOR

Name:
Arch. Enrico Taranta

Phone:
+39 347 693 3415

Email:
e.taranta@gammavilla.com





GammaVilla GV21L0016-25001

The GammaVilla L is a refined example of contemporary architecture, where minimalist design and functionality blend in perfect harmony. Its distinctive L-shaped layout naturally embraces the garden and pool, offering a strong sense of privacy and a seamless continuity between indoor and outdoor spaces.



Angular structure



Complete privacy



Defined layout



In-out continuity







Overview

ID VILLA
GV21L0016-25001

ADDRESS
Campione d'Italia, via Totone

TYOLOGY
Independent Villa

LEVELS
Single-level

PRICE
Confidential negotiation

COMPLETION DATE
December 2026

SQ M
294

PLOT AREA SQ M
1200



3 BEDROOMS



1 KITCHEN



1 OFFICE



3 BATHROOMS



1 LAUNDRY ROOM



1 LIVING ROOM



1 GARAGE



1 DINING ROOM



1 POOL



2D Architectural Layout

GAMMAVILLA PROPOSAL

LIVING ZONE

	Living room	30 sq m
	Kitchen	20 sq m
	Dining room	10 sq m
	Studio	20 sq m

NIGHT AREA

	Master bedroom	22 sq m
	Twin bedroom	16 sq m
	Single bedroom	16 sq m
	Walk-in closet	- sq m

FACILITIES

	Bathroom	8 sq m
	Bathroom with shower	8 sq m
	Bathroom with bathtub	10 sq m
	Laundry room	5 sq m
	Fitness area	- sq m
	Utility room	5 sq m
	Storage room	- sq m
	Hallway	10 sq m

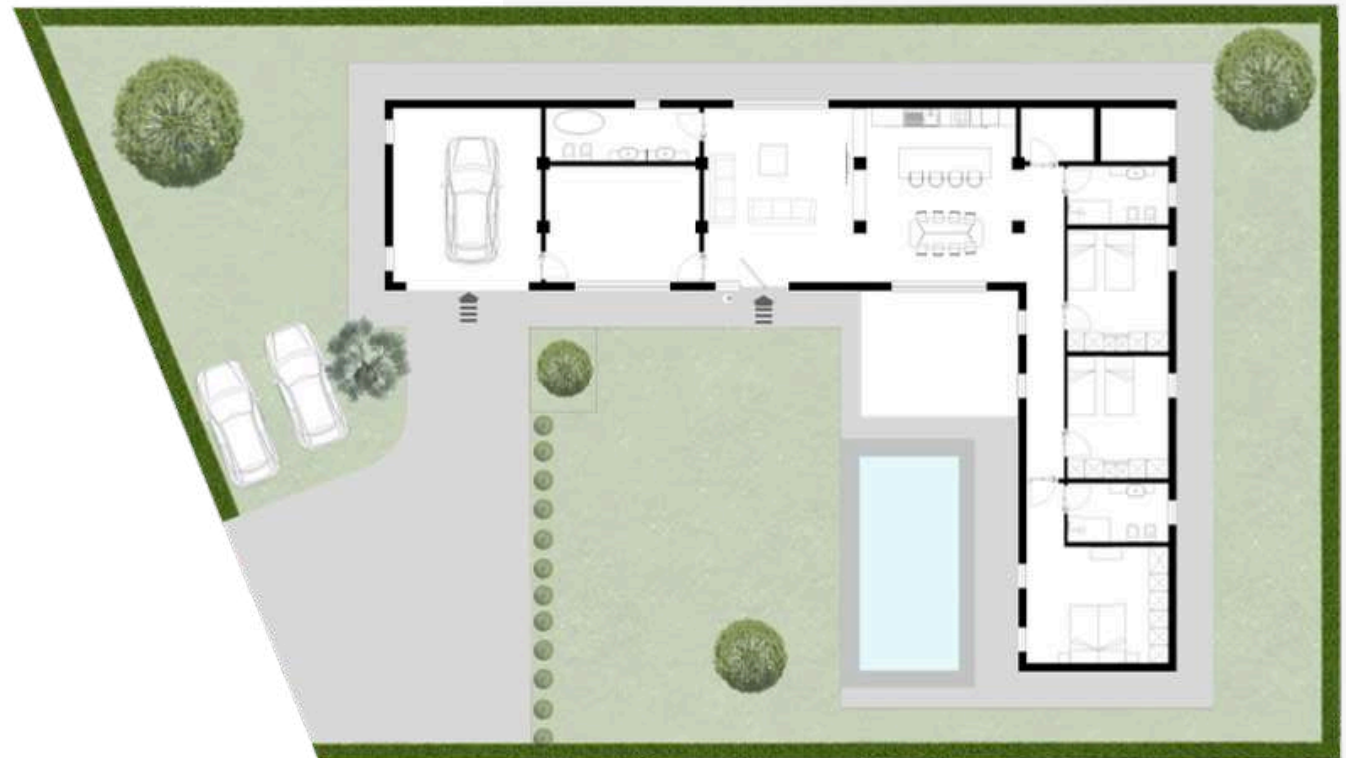
OUTDOOR | STRUTURE

	Sunroom	21sq m
	Garage	30 sq m
	Other covered areas	73 sq m

TOTAL 288 sq m



Plot 1200 sq m
Pool 23 sq m





3D Floor Plan

GAMMAVILLA PROPOSAL



DAY AREA

Spacious and bright, it opens onto the patio and garden, creating a perfect continuity between indoors and outdoors. The kitchen, connected to the dining area, is designed for everyday conviviality and comfort.



NIGHT AREA

Positioned laterally to ensure tranquility and independence, it features comfortable and private bedrooms with direct or visual views of the surrounding greenery.



UTILITY ROOM | GARAGE

The villa is completed by an integrated garage, well-organized technical rooms, and outdoor spaces designed for relaxation and open-air living.



3D Axonometric View

GAMMAVILLA PROPOSAL

GammaVilla L showcases an orderly and harmonious interior composition, where fluid and well-distributed spaces ensure comfort, functionality, and a clear spatial hierarchy.





Designer

DEDICATED DESIGNER

A team of highly qualified designers will work with you to create the perfect villa, taking care of every detail — from the interior spaces to the exterior architecture.

Total customization

Interiors and exteriors tailored for you



Optimized spaces



Selection of exclusive materials



Lighting and interior design study



Exterior landscape design





Excellence Partners

THE BEST BRANDS

FAÇADE CLADDING



FLOORS AND WALL COVERINGS

Marble



Porcelain Stoneware



Parquet



WINDOWS AND FRAMES



DOORS



SYSTEMS AND INSTALLATIONS



APPLIANCES



FURNITURE



Outdoor Areas



Bathrooms



SANITARY WARE



TAPS AND FITTINGS



GYM





Exteriors

The exteriors of GammaVilla combine elegance and functionality, featuring modern designs and clean lines that enhance every space. Open areas, high-quality materials, and sustainable solutions create a harmonious and welcoming environment — perfect for enjoying nature in total comfort.



Ventilated façade



Armored sunshades



Garden



Panoramic windows



Pivot door




Overflow pool

















Ventilated façade

The façade of a GammaVilla combines aesthetics and technology, offering modern design, durability, and energy efficiency through high-quality materials and innovative construction solutions, ensuring comfort and protection from the elements.



GammaStone Air panel


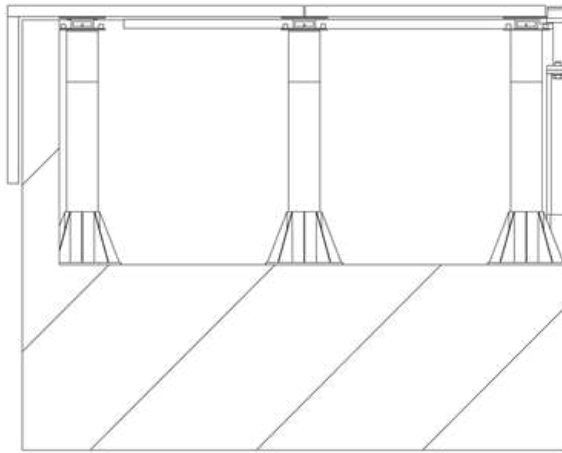
GammaStone

LARGE FORMAT 3600x1500 MM				STANDARD	OPTIONAL
Nynox Air		Large Format 420x150 cm		●	
					
Natural Stone	Concrete	Metal	Wood		
					
Fabric	488 COLORI				
UHPC Plus Air		Large Format 360X150 cm		●	
					
Botticino	Grigio Carnico	Rosso Verona	Bardiglio		
Natural Air		Large Format 320X150 cm		●	
					
Travertino Romano	Limestone Gray	Limestone Indiana	Trani		

Raised Outdoor Flooring

Raised flooring is a modular system with elevated panels that create an underfloor cavity for routing utilities, ensuring flexibility and easy maintenance. Ideal for offices and commercial spaces, it offers modern and customizable aesthetic solutions.

ELEVATED STRUCTURE



Exterior Flooring

The ventilated façade of a GammaVilla, clad in natural stone, combines elegance with advanced construction technology. The air cavity ensures continuous ventilation, improved insulation, energy efficiency, and lasting comfort.



SIZE 60x60 cm – THICKNESS 3 cm


STANDARD

OPTIONAL

Porcelain Stoneware



Basalto
naturale



Pietra
lavica grey



Porfido rosso



Pietra
lavica sand



Pietra Naturale







Pietra serena





Main Door

The entrance door stands out for its elegant and functional design, featuring a pivot opening system that ensures smooth and effortless use. Its standard size of 1500x2500 mm and single leaf configuration allow for a wide and seamless opening.

		STANDARD	OPTIONAL
Traditional	 	●	
Pivot	 		●






Windows and Frames

GammaVilla's windows are made of PVC or thermally broken aluminum — a durable, weather-resistant, and maintenance-free material. Thanks to large panoramic glass surfaces, your villa will be bathed in natural light, creating a perfect connection between indoors and outdoors.

Panoramic Sliding Window

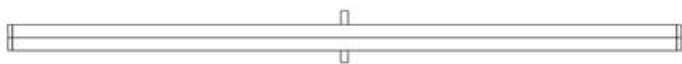
313 x 266 cm



FRONT ELEVATION



SIDE VIEW



PLAN VIEW






Panoramic Casement Window


98 x 254 cm



SIDE VIEW




FRONT ELEVATION



PLAN VIEW

Full-Height Panoramic Window

98 x 254 cm



FRONT ELEVATION





SIDE VIEW



PLAN VIEW






	STANDARD	OPTIONAL
PVC		
Aluminium		



Sunshade





Armored Sunshade	STANDARD	OPTIONAL
<p data-bbox="1187 295 1310 319">Not Included</p> 	●	
<p data-bbox="1187 683 1377 707">PVC Roller Shutters</p> 		●
<p data-bbox="1187 1077 1467 1101">Aluminium Armored Sunshades</p> 		●



Garden

An elegant and well-designed outdoor space, created to enhance the villa and offer moments of well-being and connection with nature.

	STANDARD	OPTIONAL
Natural greenery with automatic irrigation 	●	
High-quality synthetic grass 		●





Bioclimatic Greenhouse

The GammaVilla Bioclimatic Greenhouse is a glazed space that enhances natural light and comfort while intelligently regulating heat and ventilation. Integrated into the villa's architecture, it improves energy efficiency and creates a seamless connection between indoors and outdoors.

STANDARD

OPTIONAL





Pool

A custom-designed swimming pool transforms the garden into a true oasis of relaxation. Our team creates tailored solutions — from elegant infinity edges to natural-inspired designs.



Filtration and Purification Systems



Heating Systems



Smart Home Control

	STANDARD	OPTIONAL
Pool		●





Ceilings

The GammaVilla ceiling is made of high-performance materials, ensuring excellent thermal and acoustic insulation.


Height: 300 cm.





Door



Interior Doors		STANDARD	OPTIONAL
Traditional		●	
Flush Door			●



COLORS





Flush-to-Wall



	STANDARD	OPTIONAL
Traditional 	●	
Skirting Board 		●



Walls



	STANDARD	OPTIONAL
<p>Solid-Color Paint</p>	●	
<p>Material Effect Paint</p>		●
<p>Wallpaper</p>		●



Interior Walls

IN MONOLITHIC GYPSUM-CERAMIC



	STANDARD	OPTIONAL
<p>Interior Wall</p> <p>Monolithic Gypsum-Ceramic (thickness 2.5 cm)</p> <p>Rock Wool</p>	●	



 **Garage**
AUTOMATIC DOOR

	STANDARD	OPTIONAL
	●	





□□□ Fencing

DESIGN FENCING IN NATURAL STONE

GammaVilla fences are not mere boundaries, but refined architectural elements that complete and enhance the villa. Built dry with large-format natural stone panels matching the villa's exterior cladding, they combine elegance, strength, and functionality in one seamless solution.

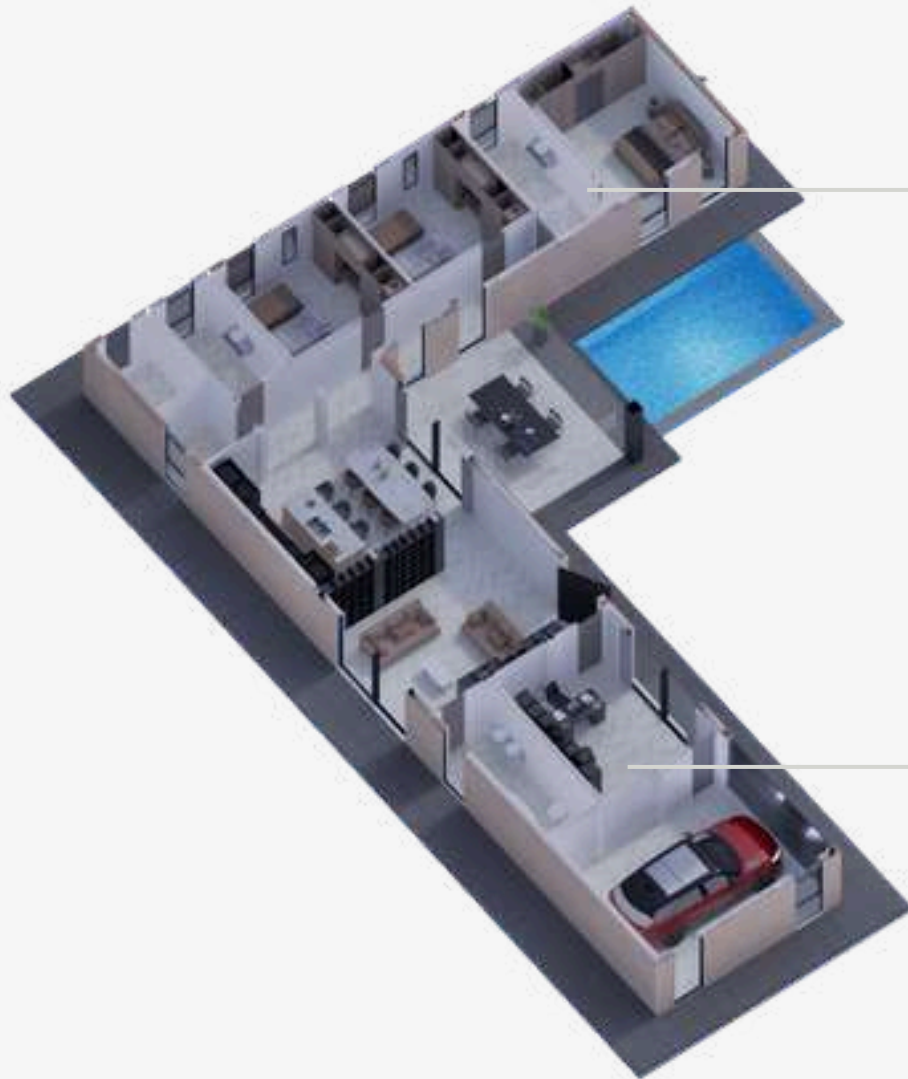
	STANDARD	OPTIONAL
Metal 	<input checked="" type="checkbox"/>	<input type="checkbox"/>
Stone / GammaStone UHPC 	<input type="checkbox"/>	<input checked="" type="checkbox"/>





Details

FLOORING | WALL CLADDING



Large-Format Wall Cladding | 260 × 120 cm



Large-Format Flooring | 260 × 120 cm




















Flooring

The large-format flooring is available in porcelain stoneware by Cotto d'Este, parquet by Listone Giordano, and natural stone and marble by LayerStone.





COTTOD'ESTE EXCLUSIVE SURFACES



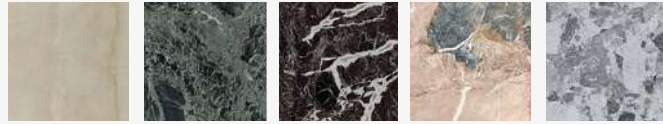

Large-Format Porcelain Stoneware 260 x 120 cm	STANDARD	OPTIONAL
Vanity      Bianco Luce Bianco Statuario Dark Brown Onice Royal Macchia Vecchia		●
Allure      Calacatta Tundra J. Paonazetto Orobico Alaska		●
Lithos     Carbon Desert Moon Stone		●
Pietra D'Iseo  Ceppo		●



COTTODESTE
EXCLUSIVE SURFACES

Large-Format Porcelain Stoneware 260 x 120 cm	STANDARD	OPTIONAL
<p>cm Pura</p>  <p>Grey Ivory Pearl Sand</p>	●	
<p>Arketipo</p>  <p>Cotto Solida Creta Solida Pulvis Solida Arena Solida</p>	●	

LayerStone
by GammaStone

Large-Format Natural Stone and Marble 240 x 120 cm	STANDARD	OPTIONAL
<p>Marmo</p>  <p>Bianco Carrara Bianco Statuario Bianco Dorato Bianco Onda Dorato Bianco Sivec</p>		
 <p>Bianco Puro Bardiglio Imperiale Bardiglio Argentato Pietra Cardosa Nero Marquina</p>		●
 <p>Botticino Classico Verde Alpi Rosso Levanto Breccia Rosata Breccia Grigia</p>		
 <p>Breccia Rossa Breccia Damascata</p>		



Large-Format Natural Stone and Marble | 240 x 120 cm

Limestone



Limestone Gray Limestone Beige Limestone Panna

Travertino



Travertino Travertino Silver Travertino Rosso

STANDARD

OPTIONAL



Listone Giordano

PARQUET

STANDARD

OPTIONAL



Rovere Cannella Vicuna Tamarindo Testa di moro



Biancospino Tortora Cashmere Montblanc Grigio di Luna



Grigio Marino Grigio Dolomite



PARQUET PATTERN

Running Bond

Habsburg Herringbone 60°



Format

230

Width: 140 mm
Thickness: 12.5 mm
Length: 676 mm



Format

140

Width: 230 mm
Thickness: 14 mm
Length: 1500 – 2300 mm


















Bathroom Wall Cladding

The large-format wall cladding is available in porcelain stoneware by Cotto d'Este and in natural stone and marble by LayerStone.











COTTOD'ESTE
EXCLUSIVE SURFACES

Large-Format Porcelain Stoneware 260 x 120 cm	STANDARD	OPTIONAL
<p>Vanity</p> <div style="display: flex; justify-content: space-around;"> <div style="text-align: center;">  <p>Bianco Luce</p> </div> <div style="text-align: center;">  <p>Bianco Statuario</p> </div> <div style="text-align: center;">  <p>Dark Brown</p> </div> <div style="text-align: center;">  <p>Onice Royal</p> </div> <div style="text-align: center;">  <p>Macchia Vecchia</p> </div> </div>		●
<p>Allure</p> <div style="display: flex; justify-content: space-around;"> <div style="text-align: center;">  <p>Calacatta</p> </div> <div style="text-align: center;">  <p>Tundra J.</p> </div> <div style="text-align: center;">  <p>Paonazetto</p> </div> <div style="text-align: center;">  <p>Orobico</p> </div> <div style="text-align: center;">  <p>Alaska</p> </div> </div>		●
<p>Lithos</p> <div style="display: flex; justify-content: space-around;"> <div style="text-align: center;">  <p>Carbon</p> </div> <div style="text-align: center;">  <p>Desert</p> </div> <div style="text-align: center;">  <p>Moon</p> </div> <div style="text-align: center;">  <p>Stone</p> </div> </div>		●
<p>Pietra D'Iseo</p> <div style="text-align: center;">  <p>Ceppo</p> </div>		●



COTTOD'ESTE
EXCLUSIVE SURFACES

Large-Format Porcelain Stoneware 260 x 120 cm	STANDARD	OPTIONAL
<p>Pura</p> <div style="display: flex; justify-content: space-between;"> <div style="text-align: center;">  Grey </div> <div style="text-align: center;">  Ivory </div> <div style="text-align: center;">  Pearl </div> <div style="text-align: center;">  Sand </div> </div>	●	
<p>Arketipo</p> <div style="display: flex; justify-content: space-between;"> <div style="text-align: center;">  Cotto Solida </div> <div style="text-align: center;">  Creta Solida </div> <div style="text-align: center;">  Pulvis Solida </div> <div style="text-align: center;">  Arena Solida </div> </div>	●	



Large-Format Natural Stone and Marble | 240 x 120 cm

STANDARD

OPTIONAL

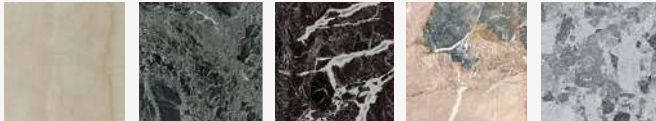
Marmo



Bianco Carrara Bianco Statuario Bianco Dorato Bianco Onda Dorato Bianco Sivec



Bianco Puro Bardiglio Imperiale Bardiglio Argentato Pietra Cardosa Nero Marquina



Botticino Classico Verde Alpi Rosso Levanto Breccia Rosata Breccia Grigia



Breccia Rossa Breccia Damascata



Large-Format Natural Stone and Marble | 240 x 120 cm

STANDARD

OPTIONAL


Limestone



Limestone Gray Limestone Beige Limestone Panna



Travertino



Travertino Travertino Silver Travertino Rosso





Interiors

GammaVilla interiors are designed to offer comfort, style, and innovation through bright spaces, well-balanced layouts, and premium finishes. Advanced technology and bespoke design come together to create an elegant, functional, and welcoming atmosphere tailored to every living need.



Large-Format Wall Cladding



Large-Format Flooring



Reinforced Concrete Slab



Ceilings – Height 300 cm





Italian Design Sanitary Fixtures



Custom Furnishings



Moodboard






Living Room

The GammaVilla living room combines elegance and functionality, featuring a large wall bookcase that integrates an illuminated display cabinet and TV area. A central sofa invites relaxation, while natural light and refined materials create a welcoming and sophisticated atmosphere.

	STANDARD	OPTIONAL
		●







Kitchen


The GammaVilla kitchen stands out for its clean, integrated design with a convivial central island, elegant finishes, and carefully planned storage solutions. Opening toward the outdoors and featuring premium materials, it offers a bright, practical, and refined living space.















Kitchen

Kitchen with a slate-finish melamine structure, Silk Silice laminate doors, and peltro-finish recessed handle and plinth. Base units H.82 cm with a 6 cm plinth. Wall units H.72.2 cm with cinnamon oak laminate doors. Tall unit H.225.6 cm. Silestone countertop and backsplash, 20 mm thick. Integrated hood, waste bin, and under-cabinet lighting included.



	STANDARD	OPTIONAL
Molteni & C		●

FINISHES BILAMINATO

			
Silk Bianco Calce	Silk Silice	Silk Tortora	Natural Oak
			
Rovere Cannella	Rovere Cacao	Laminato Cadetto Grey	
			
Midnight Oak	Cloud Grey	Warm Grey	













Island

Island with snack counter, slate-finish melamine structure, base units on one side with cinnamon oak laminate doors, and peltro-finish recessed handles and plinth. Snack counter thickness 77 mm in teak veneer. Side panels and countertop in Silestone, 20 mm thick.



	STANDARD	OPTIONAL
Molteni & C		●

FINISHES BILAMINATO

			
Silk Bianco Calce	Silk Silice	Silk Tortora	Natural Oak
			
Rovere Cannella	Rovere Cacao	Laminato Cadetto Grey	
			
Midnight Oak	Cloud Grey	Warm Grey	



Appliances

AEG

Induction cooktop



Oven



STANDARD

OPTIONAL

Fridge-freezer



Dishwasher



BLANCO

Undermount sink with chrome mixer tap



STANDARD

OPTIONAL



Dining Room

The GammaVilla dining area reflects harmony and style, seamlessly connecting with the living room and kitchen. Natural light, refined furnishings, and high-quality materials create an elegant space designed for sharing and conviviality.

	STANDARD	OPTIONAL
		●





Master Bedroom

The master bedroom is an intimate and relaxing space with clean lines, warm tones, and essential furnishings. It creates a cozy yet sophisticated atmosphere, enhanced by large openings that amplify natural light and the connection with the outdoors.

	STANDARD	OPTIONAL
		●







Single Bedroom

A bright and functional room featuring a single bed, bridge wardrobe, and minimalist furnishings in neutral tones — designed for comfort and practicality.

	STANDARD	OPTIONAL
		●





Double Bedroom

The twin bedroom is bright and well-organized, featuring two single beds and a wall equipped with wardrobes and integrated desks.

	STANDARD	OPTIONAL
		●





Laundry Room

A practical, well-organized space designed to simplify daily routines with functional furniture and smart storage solutions, keeping the environment tidy and bright.

	STANDARD	OPTIONAL
		●



Office

A quiet, light-filled room ideal for working or reading, designed to ensure focus and daily comfort.


	STANDARD	OPTIONAL
		●





Fitness area

A space dedicated to well-being, adaptable to individual needs, perfect for maintaining balance and vitality without leaving home.

	STANDARD	OPTIONAL
		●





Bathroom with Bathtub

A space designed for relaxation, where refined design meets premium materials and elegant finishes. The bathtub takes center stage, creating an oasis of well-being within a harmonious and functional environment. Italian-designed sanitary fixtures complete the space with style and innovation.





Bathroom with Shower




A modern, functional environment that ensures practicality without compromising on style. Clean lines and contemporary finishes create a bright and comfortable space, ideal for everyday routines.








Bathroom Fixtures

→ FLAMINIA.









APP – APPLIGHT Series	STANDARD	OPTIONAL
 <p>Toilet</p>  <p>Bidet</p>	●	
 <p>Shower Tray</p>		

















→ FLAMINIA.

APP – APPLIGHT Series	STANDARD	OPTIONAL
 <p>Washbasin</p>  <p>Washbasin</p>		●
 <p>Bathtub</p>		●



Faucets and Fittings

GESSI				STANDARD	OPTIONAL
<p>Chrome</p>     <p>Washbasin Bidet Shower Bathtub</p>				●	
<p>ACCESSORIES</p>     <p>Towel Hook Towel Rail Toilet Paper Holder Toilet Brush Holder</p>					

GESSI				STANDARD	OPTIONAL
<p>Finox Brushed Nickel</p>     <p>Washbasin Bidet Shower Bathtub</p>					●
<p>ACCESSORIES</p>     <p>Towel Hook Towel Rail Toilet Paper Holder Toilet Brush Holder</p>					
<p>Black Metal</p>     <p>Washbasin Bidet Shower Bathtub</p>					●
<p>ACCESSORIES</p>     <p>Towel Hook Towel Rail Toilet Paper Holder Toilet Brush Holder</p>					



 Bathroom Furniture

falper.

Single Washbasin Bathroom



STANDARD

OPTIONAL



Single Display Cabinet



falper.

Double Washbasin Bathroom



STANDARD

OPTIONAL



Double Display Cabinet





Lighting

In GammaVilla, lighting enhances space, comfort, and energy efficiency through advanced lighting design calculations that create perfect atmospheres.

SPOTLIGHTS

The wide rotation and orientation range of the recessed spotlight allows for precise customization of the light beam direction.



LED STRIP WITH RECESSED PROFILE

Black recessed profiles (1 m and 2 m) are available for LED strip integration, offering seamless design continuity.



Custom Lighting Design



Scenographic and Functional Lighting




Smart Home Integration



Efficiency and Technology









Indoor and Outdoor Lighting Systems






Electrical System

The GammaVilla electrical system offers both standard and smart home solutions, ensuring safety, efficiency, and full technological integration — all with reliable design and industrial-grade components.

	STANDARD	OPTIONAL
<p>TRADITIONAL</p> 	●	
<p>DOMOTICA</p>  <p>Touch Screen Panel</p>  <p>Button with Thermostat and Power Socket</p>  <p>4-Channel Button</p>  <p>2-Switch Button</p>  <p>Virtual Button – Signum with Display</p>		●





Utility Room

Every GammaVilla is designed to offer maximum efficiency and ease of management. For this reason, all the home's technical components are gathered in a dedicated technical room, designed to be functional, well-organized, and easily accessible.

Vitaset Hot/Cold Booster
Modules – HC Series



Monobloc Hydronic Heat Pump



Heat Pump Water
Heater




Electrical Panel







Underfloor Heating

GammaVilla villas feature radiant underfloor heating powered by a Viessmann heat pump, fully integrated with the home automation system for smart control and personalized comfort.




	STANDARD	OPTIONAL
Air System 	●	
Flooring 		●

Air Conditioning

Ensures optimal climate comfort through a Viessmann system that is quiet and fully integrated, providing even cooling throughout the space without direct airflow.

	STANDARD	OPTIONAL
Air System	●	





VMC

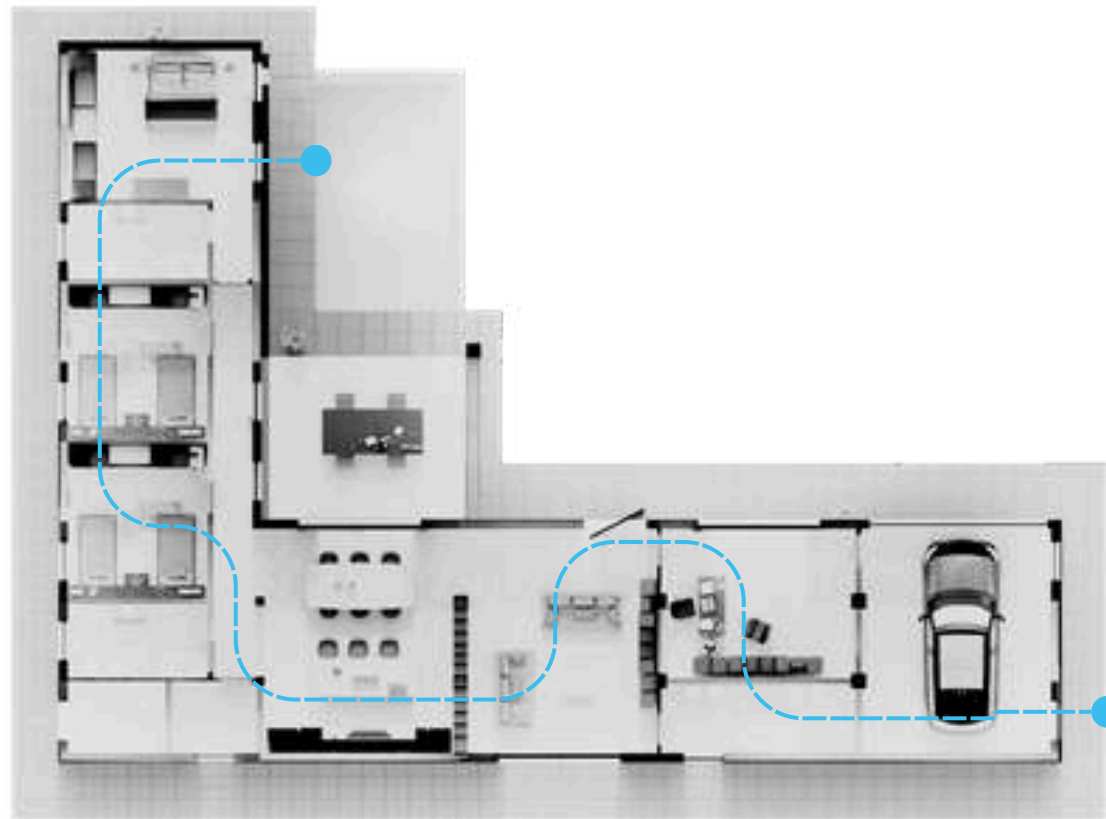
GammaVilla ensures clean and healthy air through its VMC system, which provides continuous air exchange, optimal filtration, and effective prevention of humidity and indoor pollutants.

- Air Outlet Point
- VMC Airflow Path

VIESMANN







STANDARD	OPTIONAL
	●






Photovoltaic System

GammaVilla ensures efficiency and sustainability with an advanced photovoltaic system integrated with the Savant home automation platform, enabling smart monitoring and optimized energy management.

Photovoltaic System	STANDARD	OPTIONAL
 *	●	
 Power Upgrade Options		●
 Wallbox		●
 Battery bank 5 kW / 10 kW / 15 kW		●

**Each villa is equipped with a photovoltaic installation compliant with Legislative Decree No. 199 of November 8, 2021, ensuring the generation of renewable electricity as required for new buildings. The system is sized according to the villa's footprint and designed to exceed the minimum power requirements set by regulation, guaranteeing proper energy coverage and contributing to the home's self-sufficiency. The energy produced is primarily used for self-consumption, reducing emissions and operating costs while supporting a sustainable, high-efficiency living model.*





€ Banking Services

Purchasing a GammaVilla is simple and secure thanks to our banking partnerships, which offer tailored financing solutions designed to meet every client's needs.



MORTGAGE AND FINANCING CONSULTING

We collaborate with leading banks to offer you the best market conditions, assisting you in selecting the most advantageous mortgage or financing solution and guiding you through every stage — from the initial evaluation to final approval.



ASSISTANCE WITH ADMINISTRATIVE PROCEDURES

We assist you in preparing all required documentation, managing the entire banking process while simplifying every step, and ensuring complete transparency — with no hidden surprises.



A CLEAR AND SECURE PROCESS

We offer a turnkey quotation to give you immediate clarity on costs, along with personalized consulting and flexible solutions tailored to your financial needs.



Concierge Service

With GammaVilla, support continues even after delivery through a dedicated concierge service that assists with moving, utilities, and every practical need.



PERSONAL ASSISTANT FOR EVERY NEED

We take care of utility management, moving arrangements, and post-delivery support to ensure a smooth, worry-free transition into your new villa.



EXCLUSIVE SERVICE FOR A CAREFREE EXPERIENCE

With a single dedicated contact always at your disposal, we free you from all bureaucracy and ensure prompt, efficient support for any need.





You wish, we make.

Production Plant

Loc. Quartaccio – Strada Provinciale 74, km 1.45
01034 Fabrica di Roma (VT) | Italia
Tel. +39 06 4525 4005
info@gammavilla.com

Headquarters

GammaStone – Via Flaminia 148
00068 Rignano Flaminio (RM) | Italia
Tel. +39 06 4525 4005
info@gammavilla.com

North America Inc.

2400 Main Street Ext
Sayreville NJ 08872
Tel. +1 646 741 5850
info.na@gammavilla.com

Dubai

Convention Tower, 4th Floor, DWTC.
Dubai, UAE
info.uae@gammavilla.com